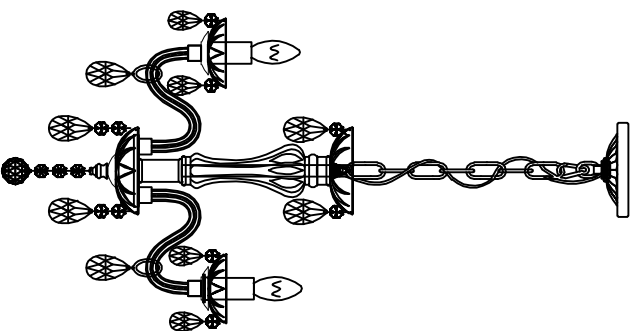


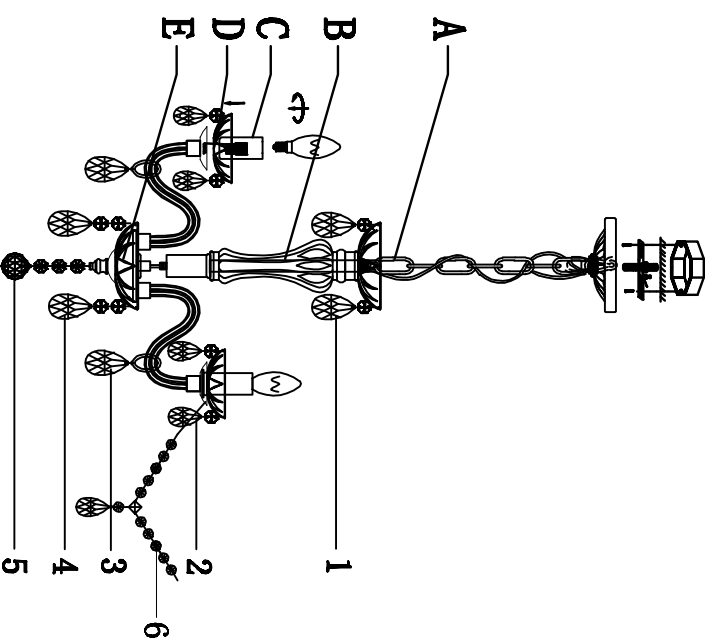
Trade Mark:  
**CRYSTAL WORLD INC**















**Product Name: Pendant lamp**  
**Model :8273P14C-4**  
**120Vac, 60Hz,AC ONLY**  
**Lamp Size:Ø14"X15"H**



**PENDANT LAMP ASSEMBLY INSTRUCTIONS**

1. Screw part(B) onto the lampbody(C) secure with screw.
2. Put (C) and (D) onto (E).
3. Please fix (A) with (B).
4. Please wear gloves when you hanging the crystal.
5. Install bulbs ( NOT INCLUDED),USE 120V E12  4\*40W Max.



- |      |   |       |   |      |   |      |   |      |   |      |  |
|------|---|-------|---|------|---|------|---|------|---|------|--|
| 1    |  14mm*1pcs | 2     |  14mm*1pcs | 3    |  50mm*1pcs | 4    |  14mm*2pcs | 5    |  14mm*2pcs | 6    |  14mm*1 pcs |
| 4PCS |  50mm*1pcs | 16PCS |  38mm*1pcs | 4PCS |  50mm*1pcs | 4PCS |  14mm*1pcs | 1PCS |  30mm*1pcs | 4PCS |  14mm*1 pcs |
|      | C  4PCS    |       | D  4PCS    |      |   |      |   |      |   |      |  |

